

Associated Talents, Inc.
Gingerbread Christmas Bunny BR-101



Supply List

Associated Talents, Inc.
BR-101 Tattersall/Gingerbread
Christmas Bunny

Beadsmith
Fire Line Crystal Fine
6LB Size D

Fleur de Paris Corp.
Bella Lusso
#413 Desert

Kreinik
1/16th" Ribbon
#008 Green

#5760 Marshmellow

Miyuki Corporation
11/0 Delica Beads
#DB0152 Transparent Rainbow
Kelly Green
#DB0603 Transparent Silver
Lined Ruby Red
#DB0741 Matte Transparent
Crystal

Planet Earth
Pepper Pot Silk
#17 Chili

Rainbow Gallery
Silk Lame #18
#SL109 Medium Raspberry

Soft Sheen Fyrewerks
#FT27 Tree Green

Splendor
#S1011 Medium Old Gold

Petite Frosty Rays
#PY071 Christmas Red Gloss

Petite Sparkle Rays
#PS26 Pink

Associated Talents, Inc.

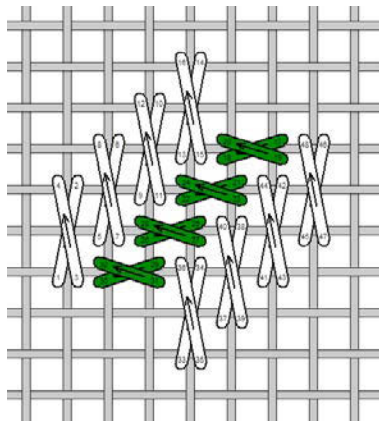
Gingerbread Christmas Bunny BR-101

Petite Very Velvet
#V602 White

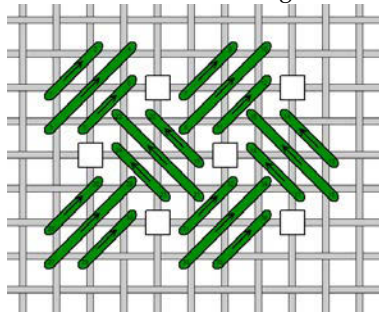
Vineyard Silk
Classic
#C111 Jet Black

Area: Background
Thread: Vineyard Silk Classic
#C111
Stitch: Basketweave

Area: Spearmint Striped Ear and Tail
Threads: 1/16th" Ribbon #5760, Soft Sheen Fireworks #FT27
Stitch: Staggered Elongated Cross-Stitch

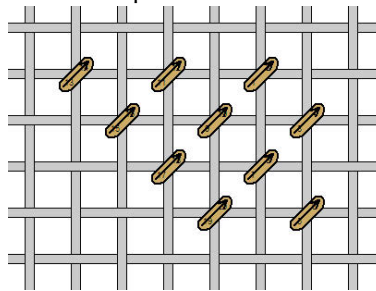


Area: Green Dotted Ear
Threads: 1/16th" Ribbon #008, 11/0 Delica Beads #DB0741
Stitch: Criss-Cross Hungarian



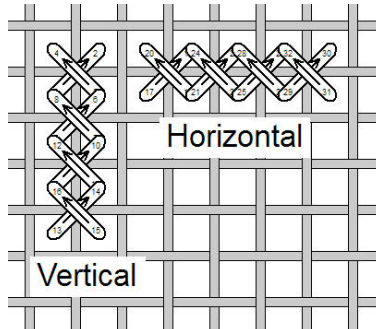
Area: Background on Head
Threads: 4ply Splendor #S1011, 1ply Bella Lusso #413

Stitch: Skip Tent



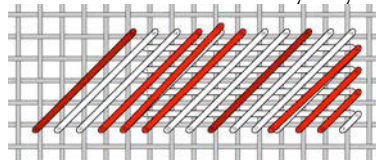
Area: Tattersall
Thread/Beads: Fire Line, 11/0 Delica Beads #DB0152, #DB0357, #DB0602
Technique: Line Beading

- Following the direction of the painted line, apply beads with a cross-stitch so the hole lines up in the direction of the line.
- When the individual section is complete, run a stitch back through the entire line of beads to stabilize.

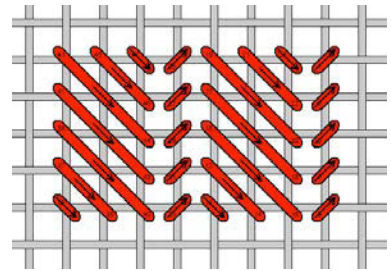


Area: Candy Cane
Threads: Petite Very Velvet #V602, 1/16th" Ribbon #5760, Petite Frosty Rays #PY071
Stitch: Padded Satin

- Lay long straight stitches of the Very Velvet.
- Apply diagonal satin stitches of the ribbon and Frosty Rays

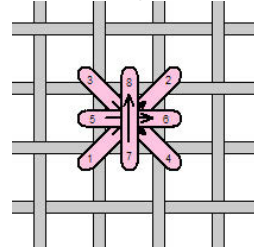


Area: Gingerbread Background
Thread: Pepper Pot Silk #17
Stitch: Pencil Reverse 3+1



Area: Gingerbread Boys
Threads: 4ply Splendor #S1011, 1ply Bella Lusso #413
Stitch: Basketweave

Area: Cheeks
Thread: Petite Sparkle Rays #PS26
Stitch: Smyrna Cross



Area: Nose
Thread: Silk Lame #18 #SL109
Stitch: Colonial or French Knot

Area: "Icing"
Beads: 11/0 Delica Beads #DB0602, #DB0741
Technique: Apply Beads with a Cross-Stitch

Graphs are for representation of the rhythm of a stitch, and may not fit the specific, painted area. Unless otherwise instructed, the stitches should be compensated to fit the painted area, appropriately.

Appropriate substitutions should be made for any beads and/or embellishments that may have been discontinued.